



TITAN 4

LED-6L51EMP700KN10/PM10 4K##

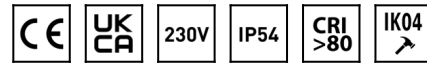
WWW.OSMONT.CZ

TITAN 4

Product code: TIT56760

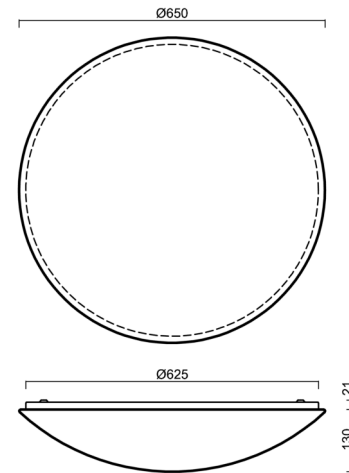
Type: LED-6L51EMP700KN10/PM10 4K##

Short description of the luminaire: White surface-mounted LED light ON/OFF and PMMA shade.



Technical

Types of luminaires	Classic on/off
Mounting type	surface mounted
Base material	steel
Shade material	opal polymethyl methacrylate
Base color	white Ra9003
Shade color	white
Holding the shade	folding system
Mounting location	ceiling/wall
Width	650 mm
Length	650 mm
Height	150 mm
Diameter	ø 650 mm
mounting holes (diameter)	3xø5mm
Installation wire (diameter)	2xø16mm
Energy Class	D
Impact strength	IK04

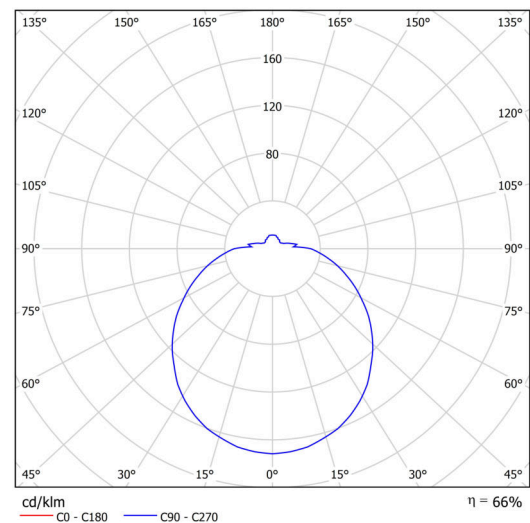


Electric

Power consumption	65 W
Ingress Protection	IP54
Socket	LED modul
terminal block	snap terminal block
Automatic circuit breaker type B10A	18 pcs
Automatic circuit breaker type B16A	29 pcs
Automatic circuit breaker type C10A	18 pcs
Automatic circuit breaker type C16A	29 pcs

Luminous

Lum. flux of luminaire	7250 lm
Lum. flux of light source	10980 lm
Luminaire efficacy	111 lm/W
Temperature	4000 K
Rated life time LED L80/B10	100000 hours
CRI	Ra80
MacAdam	3
Blue light hazard	Risk group 0



Eulum data for calculation programs are available at www.osmont.cz.

TECHNICAL SHEET



Multipower

Possibility of output adjustment by the user (DIP switch on the current source).

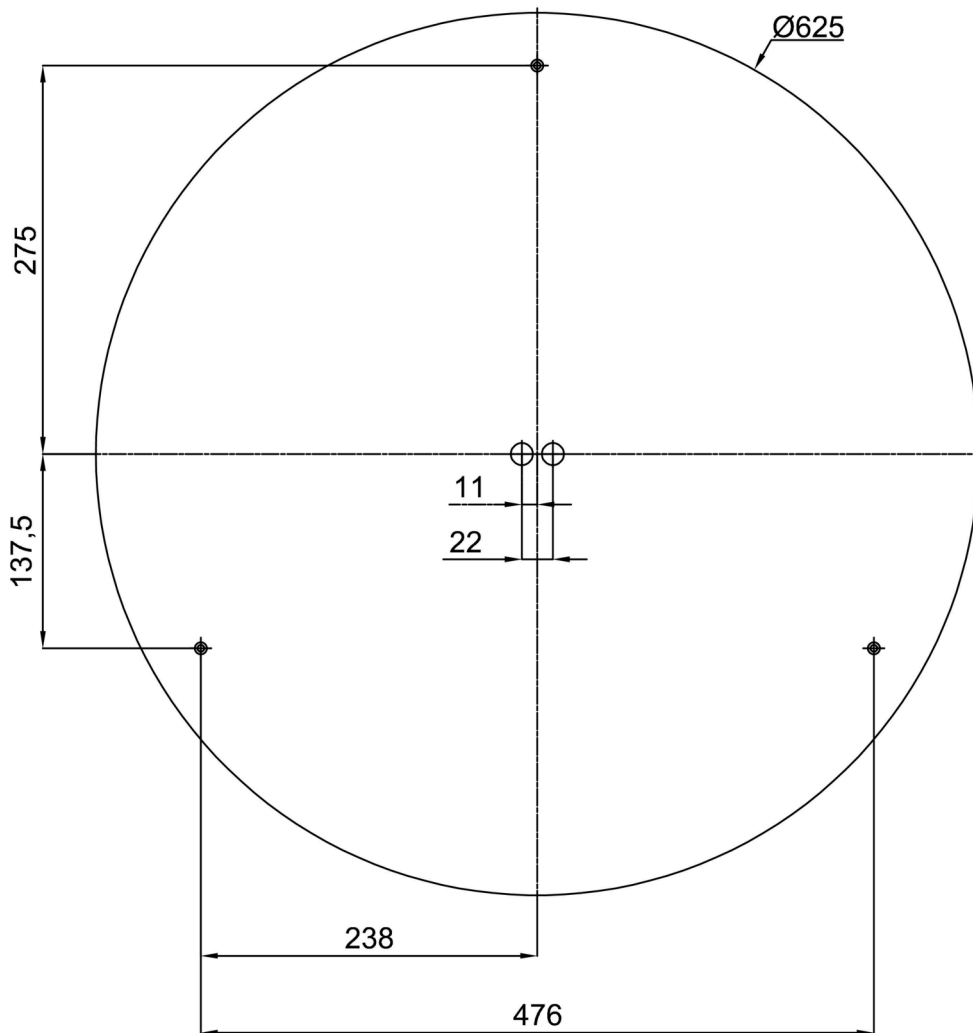
I [mA]	700	600	500	400	
[%]	100	86	71	57	

Logistic

EAN	8591728131173
Weight NTTO	5.8 Kg
Weight BTTO	7.2 Kg
Number of cartons	1 pcs
Package volume	0.08 m ³
Package 1 width	0.68 m
Package 1 length	0.17 m
Package 1 height	0.69 m
Warranty*	60 months

*The warranty for the batteries is valid for 12 months from the date of purchase.

Installation dimensions:



Additional assortment:

Lampshade

Product code	Name	Color	Description	Picture	Drawing
20515	PM10	white		