



## TILIA C1

---

LED-1L32EMP700NU2/PC32C/NK1W 3K#

[WWW.OSMONT.CZ](http://WWW.OSMONT.CZ)

# TILIA C1

Product code: TIL69285

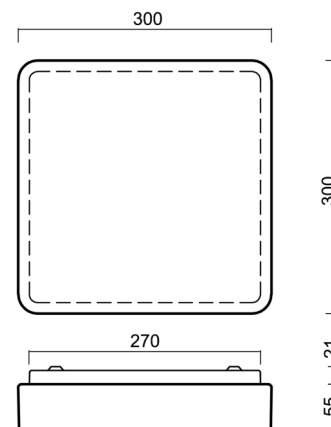
Type: LED-1L32EMP700NU2/PC32C/NK1W 3K#

Short description of the luminaire: White surface-mounted LED light with emergency unit combined and polycarbonate shade.



## Technical

Types of luminaires	Emergency combined
Mounting type	surface mounted
Base material	steel
Shade material	opal polycarbonate
Base color	white Ral9003
Shade color	white - black
Holding the shade	folding system
Mounting location	ceiling/wall
Width	300 mm
Length	300 mm
Height	70 mm
mounting holes (diameter)	4xØ5mm
Installation wire (diameter)	2xØ16mm
Energy Class	D
Impact strength	IK10

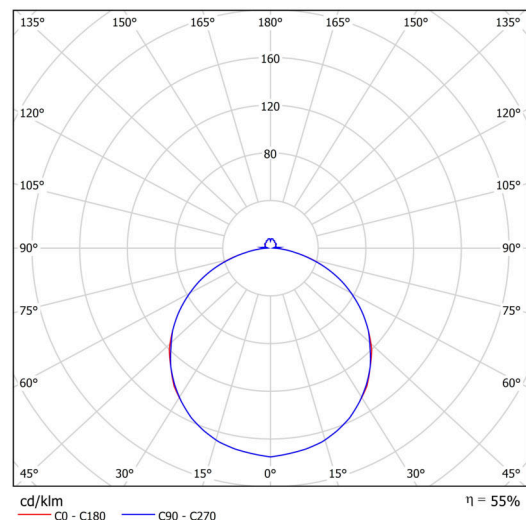


## Electric

Power consumption	23 W
Ingress Protection	IP54
Socket	LED modul
Battery type	NiCd
Emergency time	3 hours
terminal block	snap terminal block
Automatic circuit breaker type B10A	26 pcs
Automatic circuit breaker type B16A	40 pcs
Automatic circuit breaker type C10A	30 pcs
Automatic circuit breaker type C16A	48 pcs

## Luminous

Lum. flux of luminaire	1850 lm
Lum. flux of light source	3370 lm
Lum. flux of light source in emergency mode	150 lm
Luminaire efficacy	80 lm/W
Temperature	3000 K
Rated life time LED L80/B10	100000 hours
CRI	Ra80
MacAdam	3
Blue light hazard	Risk group 0



Eulum data for calculation programs are available at [www.osmont.cz](http://www.osmont.cz).

# TECHNICAL SHEET



## Multipower

Possibility of output adjustment by the user (DIP switch on the current source).

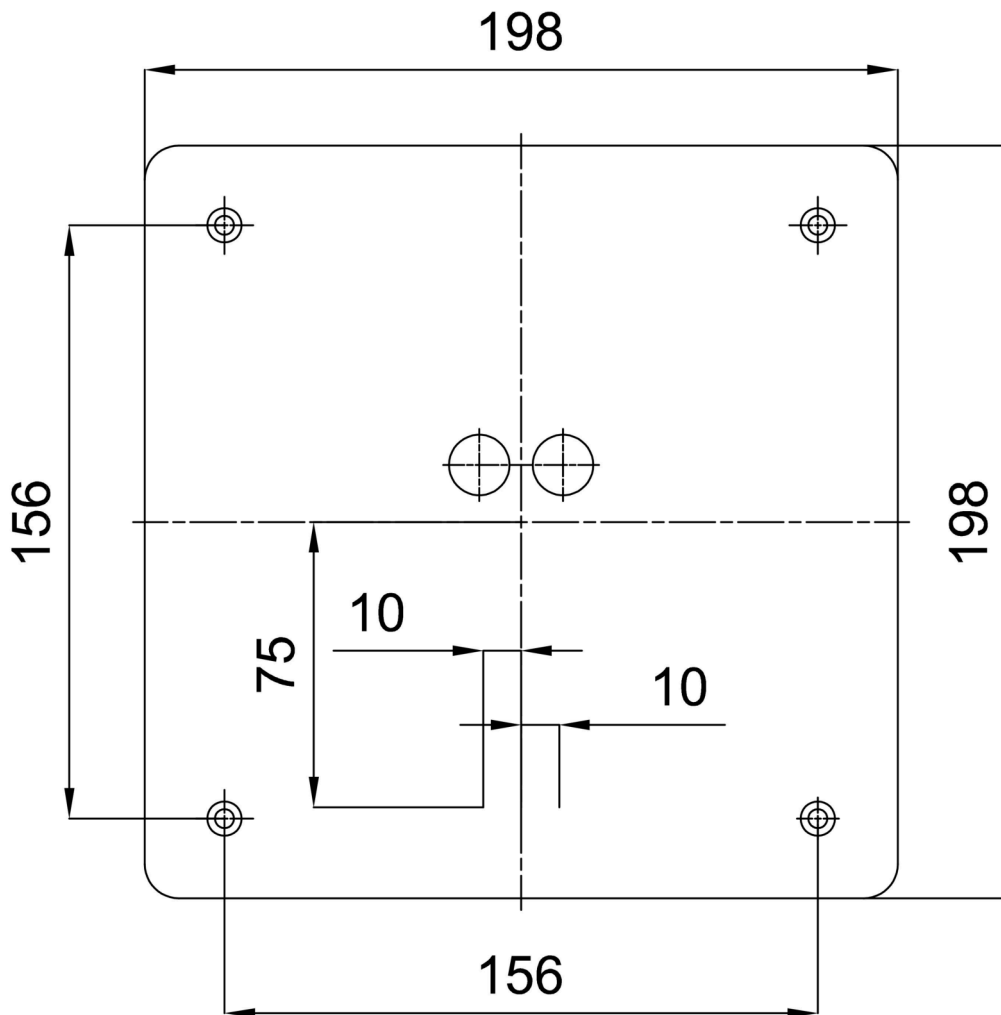
I [mA]	700	600	500	400	
[%]	100	86	71	57	

## Logistic

EAN	8591728128821
Weight NTTO	1.5 Kg
Weight BTTO	1.8 Kg
Number of cartons	1 pcs
Package volume	0.01 m <sup>3</sup>
Package 1 width	0.31 m
Package 1 length	0.31 m
Package 1 height	0.1 m
Warranty*	60 months


\*The warranty for the batteries is valid for 12 months from the date of purchase.

## Installation dimensions:



## Additional assortment:

## Lampshade

Product code	Name	Color	Description	Picture	Drawing
20576	PC32C	white - black		 A 3D perspective rendering of a rectangular lampshade. The top surface is black, and the sides and bottom are white. It has a simple, modern design.	