



ERIS CV2

LED-1L14EMP700KV64/412C/NK1W 4K#

WWW.OSMONT.CZ

ERIS CV2

Product code: ERI67632

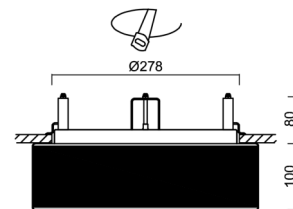
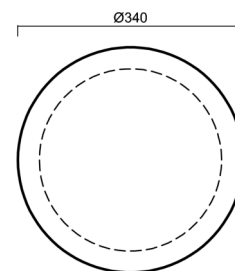
Type: LED-1L14EMP700KV64/412C/NK1W 4K#

Short description of the luminaire: White semi-recessed LED light with emergency unit combined with TRIPLEX OPAL glass shadewith black decorative stripe.



Technical

Types of luminaires	Emergency combined
Mounting type	semi-recessed
Base material	steel
Shade material	three-layer glass TRIPLEX OPAL
Base color	white Ral9003
Shade color	white - black
Holding the shade	folding system
Mounting location	ceiling/wall
Width	340 mm
Length	340 mm
Height	100 mm
Diameter	ø 340 mm
mounting holes (diameter)	none
Installation wire (diameter)	2xØ16mm
Energy Class	D
Impact strength	IK01
Operating temperature	from 0°C to +30°C

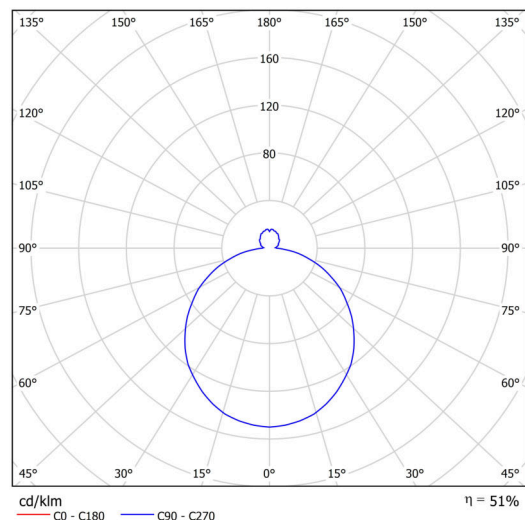


Electric

Power consumption	18 W
Ingress Protection	IP44
Socket	LED modul
Battery type	NiCd
Emergency time	3 hours
terminal block	snap terminal block
Automatic circuit breaker type B10A	23 pcs
Automatic circuit breaker type B16A	36 pcs
Automatic circuit breaker type C10A	40 pcs
Automatic circuit breaker type C16A	64 pcs

Luminous

Lum. flux of luminaire	1410 lm
Lum. flux of light source	2810 lm
Lum. flux of light source in emergency mode	150 lm
Luminaire efficacy	78 lm/W
Temperature	4000 K
Rated life time LED L80/B10	100000 hours
CRI	Ra80
MacAdam	3



TECHNICAL SHEET



Blue light hazard

Risk group 0

*Eulum data for calculation programs are available at
www.osmont.cz.*

Multipower

Possibility of output adjustment by the user (DIP switch on the current source).

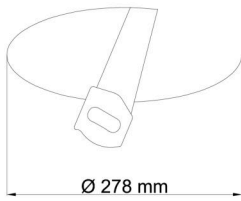
I [mA]	700	650	600	550	500	450	400	350
[%]	100	93	86	79	71	64	57	50

Logistic

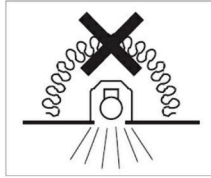
EAN	8591728119379
Weight NTTO	3.55 Kg
Weight BTTO	3.75 Kg
Number of cartons	1 pcs
Package volume	0.034 m ³
Package 1 width	0.382 m
Package 1 length	0.382 m
Package 1 height	0.234 m
Warranty*	60 months

**The warranty for the batteries is valid for 12 months from the date of purchase.*

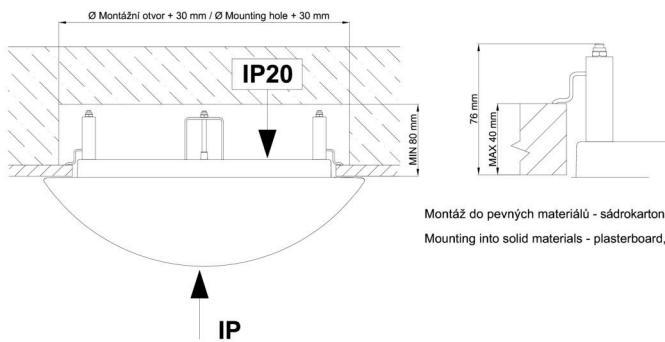
Installation dimensions:



Svítlidlo nesmí být z horní strany zakryto izolací.
Luminaire must not be covered with insulating matting.



Rozměry dutiny pro vestavné svítidlo [mm]:
Dimensions of cavity for recessed luminaire [mm]:



Montáž do pevných materiálů - sádkarton, dřevo.
Mounting into solid materials - plasterboard, wood.

Additional assortment:

Lampshade

Product code	Name	Color	Description	Picture	Drawing
20131	412C	white - black		