



## ELSA V16

---

LED-1L23EMP700KV910/637/NK1W 4K##

[WWW.OSMONT.CZ](http://WWW.OSMONT.CZ)

# ELSA V16

Product code: ELS72988

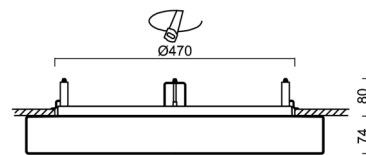
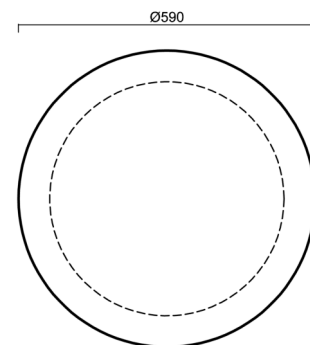
Type: LED-1L23EMP700KV910/637/NK1W 4K##

Short description of the luminaire: White semi-recessed LED light with emergency unit combined with TRIPLEX OPAL glass shade.



## Technical

Types of luminaires	Emergency combined
Mounting type	semi-recessed
Base material	steel
Shade material	three-layer glass TRIPLEX OPAL
Base color	white Ral9003
Shade color	white
Holding the shade	folding system
Mounting location	ceiling/wall
Width	590 mm
Length	590 mm
Height	74 mm
Diameter	ø 590 mm
mounting holes (diameter)	none
Installation wire (diameter)	2xØ16mm
Energy Class	D
Impact strength	IK01
Operating temperature	from 0°C to +30°C

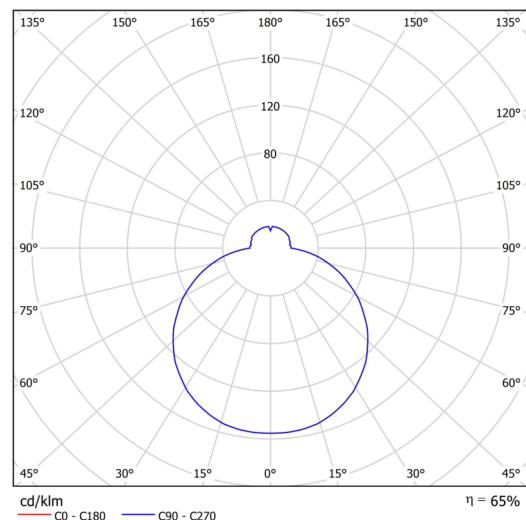


## Electric

Power consumption	35 W
Ingress Protection	IP44
Socket	LED modul
Battery type	NiCd
Emergency time	3 hours
terminal block	snap terminal block
Automatic circuit breaker type B10A	26 pcs
Automatic circuit breaker type B16A	40 pcs
Automatic circuit breaker type C10A	30 pcs
Automatic circuit breaker type C16A	48 pcs

## Luminous

Lum. flux of luminaire	3800 lm
Lum. flux of light source	5850 lm
Lum. flux of light source in emergency mode	150 lm
Luminaire efficacy	108 lm/W
Temperature	4000 K
Rated life time LED L80/B10	100000 hours
CRI	Ra80
MacAdam	3



## TECHNICAL SHEET



Blue light hazard

Risk group 0

*Eulum data for calculation programs are available at  
www.osmont.cz.*

### Multipower

Possibility of output adjustment by the user (DIP switch on the current source).

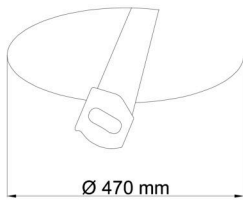
I [mA]	700	600	500	400	
[%]	100	86	71	57	

### Logistic

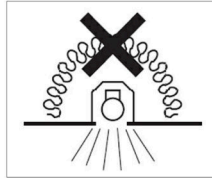
EAN	8591728098506
Weight NTTO	8.5 Kg
Weight BTTO	9.2 Kg
Number of cartons	1 pcs
Package volume	0.086 m <sup>3</sup>
Package 1 width	0.6 m
Package 1 length	0.6 m
Package 1 height	0.24 m
Warranty*	60 months

*\*The warranty for the batteries is valid for 12 months from the date of purchase.*

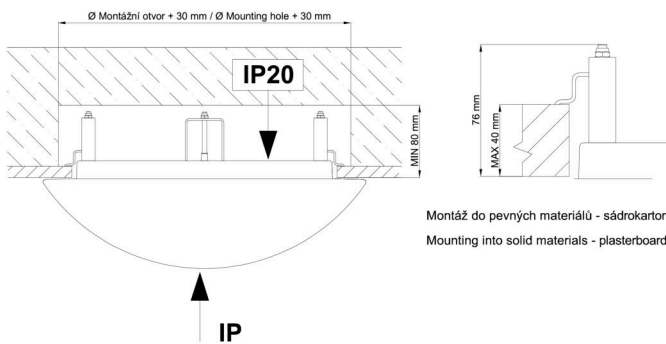
### Installation dimensions:



Svítidlo nesmí být z horní strany zakryto izolací.  
Luminaire must not be covered with insulating matting.



Rozměry dutiny pro vestavné svítidlo [mm]:  
Dimensions of cavity for recessed luminaire [mm]:



Montáž do pevných materiálů - sádkarton, dřevo.  
Mounting into solid materials - plasterboard, wood.

Additional assortment:

Lampshade

Product code	Name	Color	Description	Picture	Drawing
20141	637	white		