



## ERIS C3

---

LED-1L16E500K88/413C HF 4K#

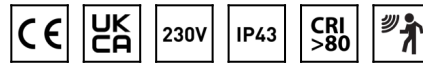
[WWW.OSMONT.CZ](http://WWW.OSMONT.CZ)

# ERIS C3

Product code: ERI67538


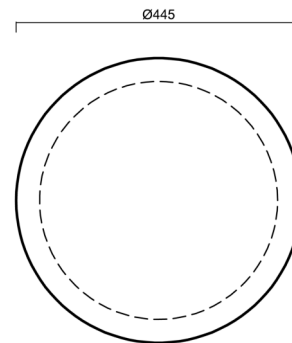
Type: LED-1L16E500K88/413C HF 4K#

Short description of the luminaire: White surface-mounted LED light with sensor with TRIPLEX OPAL glass shade with black decorative stripe.



## Technical

Types of luminaires	Sensor
Mounting type	surface mounted
Base material	steel
Shade material	three-layer glass TRIPLEX OPAL
Base color	white Ral9003
Shade color	white - black
Holding the shade	folding system
Mounting location	ceiling/wall
Width	445 mm
Length	445 mm
Height	130 mm
Diameter	ø 445 mm
mounting holes (diameter)	4xø5mm
Installation wire (diameter)	2xø16mm
Energy Class	D
Impact strength	IK01
Operating temperature	from -20°C to +30°C

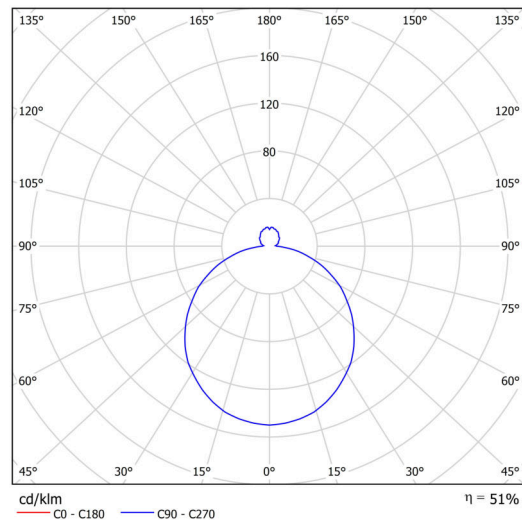


## Electric

Power consumption	24 W
Ingress Protection	IP43
Socket	LED modul
Sensor	HF
terminal block	snap terminal block
Automatic circuit breaker type B10A	37 pcs
Automatic circuit breaker type B16A	59 pcs
Automatic circuit breaker type C10A	37 pcs
Automatic circuit breaker type C16A	59 pcs

## Luminous

Lum. flux of luminaire	1960 lm
Lum. flux of light source	3910 lm
Luminaire efficacy	81 lm/W
Temperature	4000 K
Rated life time LED L80/B10	100000 hours
CRI	Ra80
MacAdam	3
Blue light hazard	Risk group 0



Eulum data for calculation programs are available at



## Additional assortment:

## Lampshade

Product code	Name	Color	Description	Picture	Drawing
20132	413C	white - black		