

## ELSA LE16

---

LED-1L23E700ZLE910/637/L100 C DALI 4K##

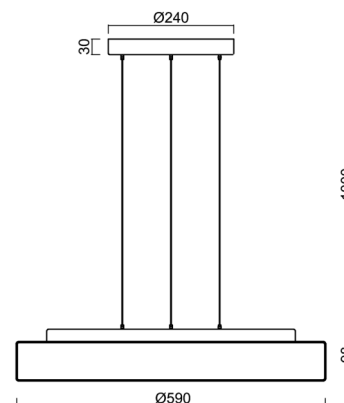

[WWW.OSMONT.CZ](http://WWW.OSMONT.CZ)

# ELSA LE16

Product code: ELS72997

Type: LED-1L23E700ZLE910/637/L100 C DALI 4K##

Short description of the luminaire: Black pendant LED light DALI with TRIPLEX OPAL glass shade.



## Technical

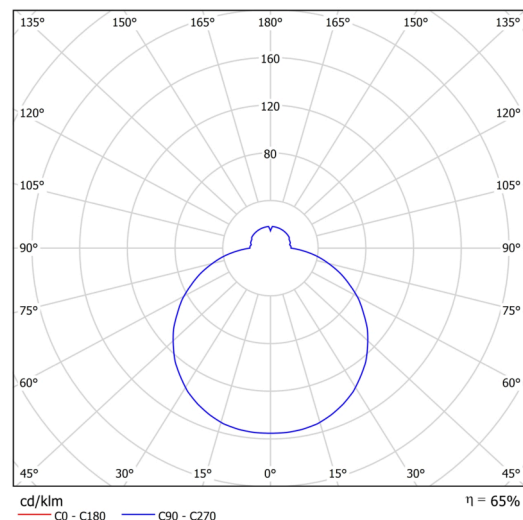
|                              |                                   |
|------------------------------|-----------------------------------|
| Types of luminaires          | Dimmable                          |
| Mounting type                | Suspended - SELV wire (cableless) |
| Base material                | steel                             |
| Shade material               | three-layer glass TRIPLEX OPAL    |
| Base color                   | black Ral9005                     |
| Shade color                  | white                             |
| Holding the shade            | folding system                    |
| Mounting location            | ceiling                           |
| Width                        | 590 mm                            |
| Length                       | 590 mm                            |
| Height                       | 98 mm                             |
| Diameter                     | Ø 590 mm                          |
| Hinge length                 | 1000 mm                           |
| mounting holes (diameter)    | 3xØ5mm                            |
| Installation wire (diameter) | 2xØ16mm                           |
| Energy Class                 | D                                 |
| Impact strength              | IK01                              |
| Operating temperature        | from -20°C to +30°C               |

## Electric

|                                     |                     |
|-------------------------------------|---------------------|
| Power consumption                   | 35 W                |
| Ingress Protection                  | IP40                |
| Socket                              | LED modul           |
| terminal block                      | snap terminal block |
| Automatic circuit breaker type B10A | 31 pcs              |
| Automatic circuit breaker type B16A | 50 pcs              |
| Automatic circuit breaker type C10A | 52 pcs              |
| Automatic circuit breaker type C16A | 85 pcs              |

## Luminous

|                             |              |
|-----------------------------|--------------|
| Lum. flux of luminaire      | 3800 lm      |
| Lum. flux of light source   | 5850 lm      |
| Luminaire efficacy          | 108 lm/W     |
| Temperature                 | 4000 K       |
| Rated life time LED L80/B10 | 100000 hours |
| CRI                         | Ra80         |
| MacAdam                     | 3            |
| Blue light hazard           | Risk group 0 |



Eulum data for calculation programs are available at

Logistic

|                   |                      |
|-------------------|----------------------|
| EAN               | 8591728098599        |
| Weight NTTO       | 7.6 Kg               |
| Weight BTTO       | 8.4 Kg               |
| Number of cartons | 1 pcs                |
| Package volume    | 0.086 m <sup>3</sup> |
| Package 1 width   | 0.6 m                |
| Package 1 length  | 0.6 m                |
| Package 1 height  | 0.24 m               |
| Warranty*         | 60 months            |


\*The warranty for the batteries is valid for 12 months from the date of purchase.

Installation dimensions:



## Additional assortment:

## Lampshade

| Product code | Name | Color | Description | Picture  | Drawing |
|--------------|------|-------|-------------|--|---------|
| 20141        | 637  | white |             |  |         |