



ELSA 5

LED-1L19E500BT16/626/NK1W 4K##

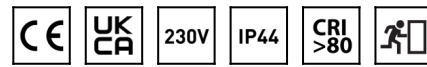
WWW.OSMONT.CZ

ELSA 5

Product code: ELS68588

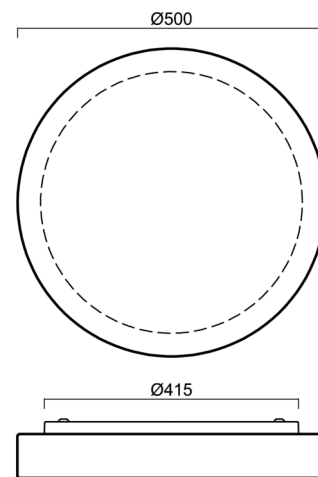
Type: LED-1L19E500BT16/626/NK1W 4K##

Short description of the luminaire: White surface-mounted LED light with emergency unit combined with TRIPLEX OPAL glass shade.



Technical

Types of luminaires	Emergency combined
Mounting type	surface mounted
Base material	steel
Shade material	three-layer glass TRIPLEX OPAL
Base color	white Ral9003
Shade color	white
Holding the shade	bayonet
Mounting location	ceiling/wall
Width	500 mm
Length	500 mm
Height	92 mm
Diameter	ø 500 mm
mounting holes (diameter)	3xø5mm
Installation wire (diameter)	2xø16mm
Energy Class	D
Impact strength	IK01

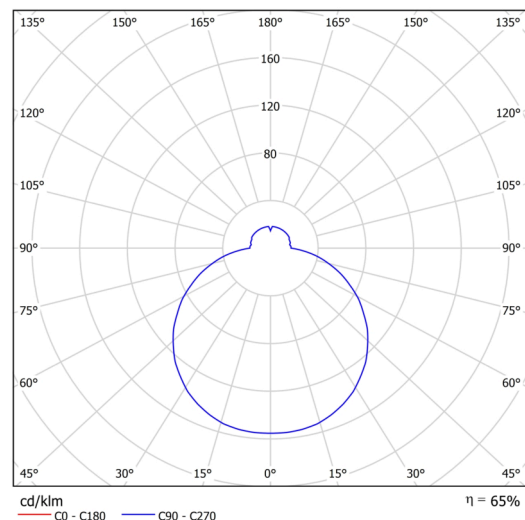


Electric

Power consumption	26 W
Ingress Protection	IP44
Socket	LED modul
Battery type	NiCd
Emergency time	3 hours
terminal block	snap terminal block
Automatic circuit breaker type B10A	26 pcs
Automatic circuit breaker type B16A	40 pcs
Automatic circuit breaker type C10A	30 pcs
Automatic circuit breaker type C16A	48 pcs

Luminous

Lum. flux of luminaire	2730 lm
Lum. flux of light source	4200 lm
Lum. flux of light source in emergency mode	150 lm
Luminaire efficacy	105 lm/W
Temperature	4000 K
Rated life time LED L80/B10	100000 hours
CRI	Ra80
MacAdam	3
Blue light hazard	Risk group 0



TECHNICAL SHEET



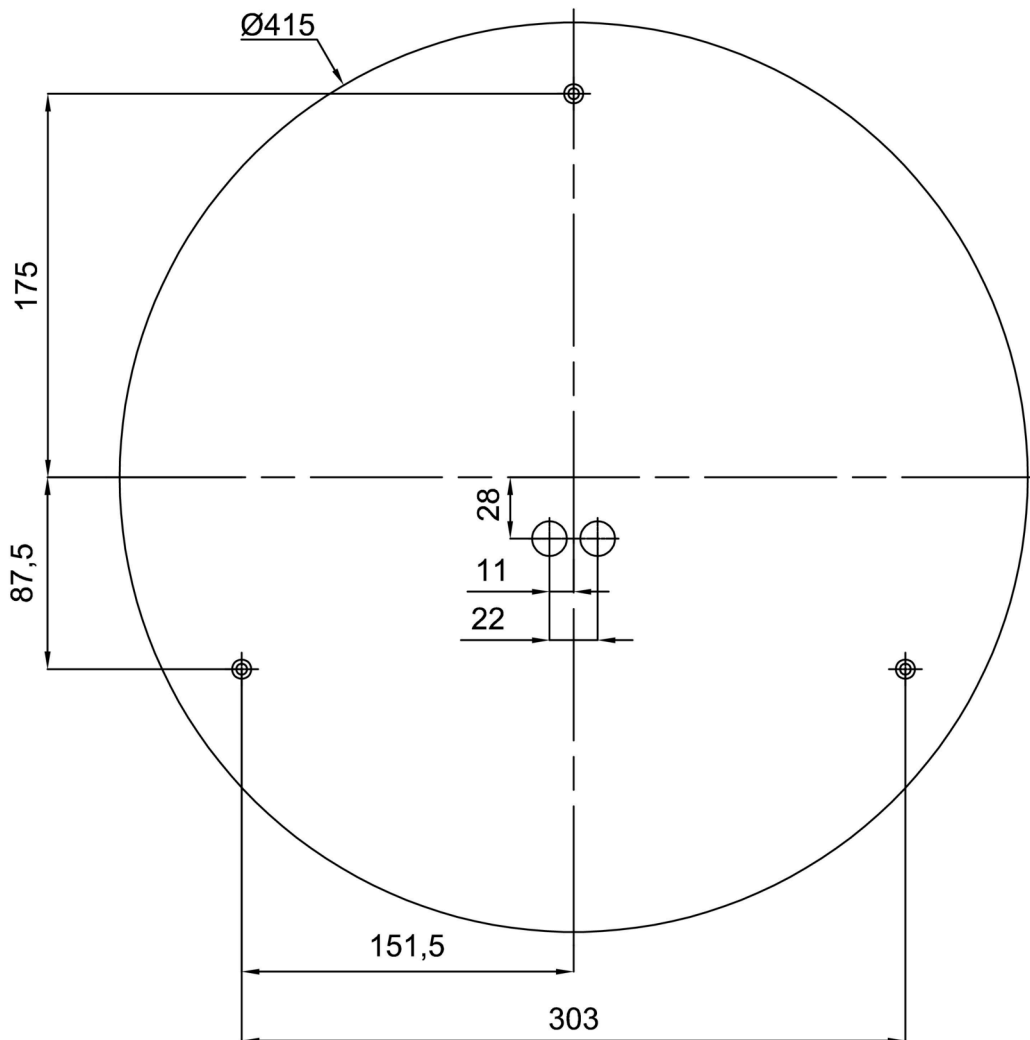
Eulum data for calculation programs are available at www.osmont.cz.

Logistic

EAN	8591728096793
Weight NTTO	7.5 Kg
Weight BTTO	8 Kg
Number of cartons	1 pcs
Package volume	0.036 m ³
Package 1 width	0.515 m
Package 1 length	0.495 m
Package 1 height	0.14 m
Warranty*	60 months

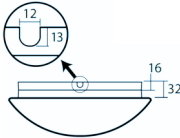
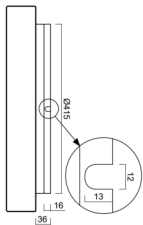
*The warranty for the batteries is valid for 12 months from the date of purchase.

Installation dimensions:



Additional assortment:

Base for surface mounting

Product code	Name	Color	Description	Picture	Drawing
33509	B16/BP	white Ral9003			

Lampshade

Product code	Name	Color	Description	Picture	Drawing
20103	626	white		